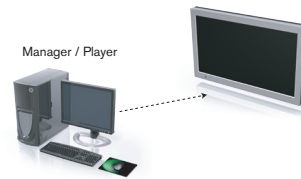


Dise Setups

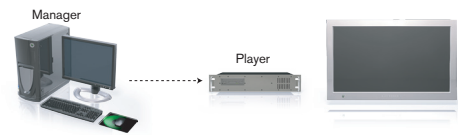
Typical Dise Digital Signage Setups

Dise One System - designed for one-screen systems in receptions, hotels, shops or schools

In this setup the same computer is used to create presentations and to playback them which is suitable for smaller installations. It is recommended that your graphics card has dual outputs. Playback performance may be affected when editing content



In this setup a separate computer is used for the playback. Playback is not interrupted by editing, and the manager computer can be used for other tasks.

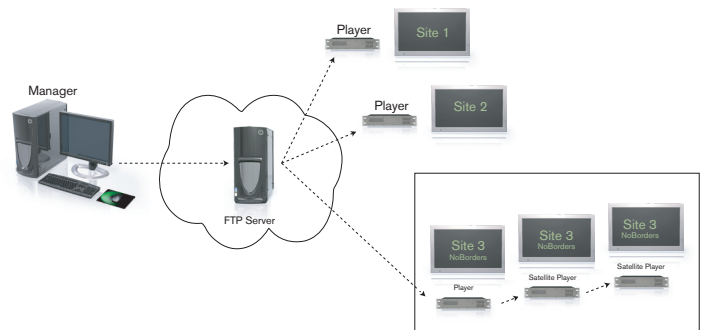


Dise Pro System - networked system used for corporate, public or retail installations

In this setup one or more computers are used to create content and distribute dynamic presentations.

At the managing site you create presentations with or without templates. Content is distributed over the internet or directly over the local network via Dise Discover.

The players in this setup are capable of playing multiple layered presentations, each with different content sources and schedules.



Dise Enterprise System - large networked system with monitoring and statistics

This setup is similar to a Dise Pro system but adds Dise Complete. Dise Complete is a set of tools that handles workflow, user management, statistics and content management, system management such as monitoring of software and equipment, event logs and issue tracking.

Dise Complete is an open system that enables user customization such as implementation of customized webinterfaces or connections to existing business systems such as CRM systems.

